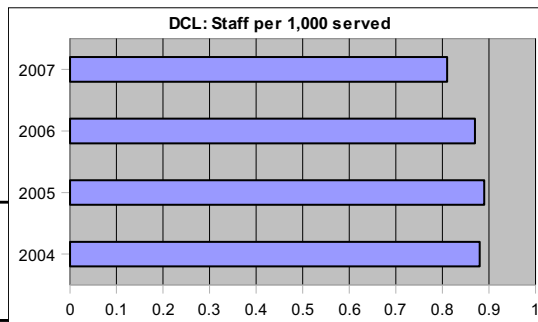


## Douglas County Libraries Board of Trustees 2007 Annual Report

The DCL Board of Trustees report provides ready access to selected statistics which best summarize the general health of a public library. According to the Library Research Service, these five statistics are the ones most highly correlated with each other of all the statistics collected. Each of these key statistics is also highly correlated with multiple other statistics that are not included in this list. While many of the remaining public library statistics are correlated with each other, some are correlated less strongly and/or with fewer other statistics. On that basis, other statistics were excluded in favor of the five that made this list. The libraries we use here for comparison are in the top three of the Hennen Rating system in our population category: Monroe, IN, Naperville, IL, and Arapahoe, CO.

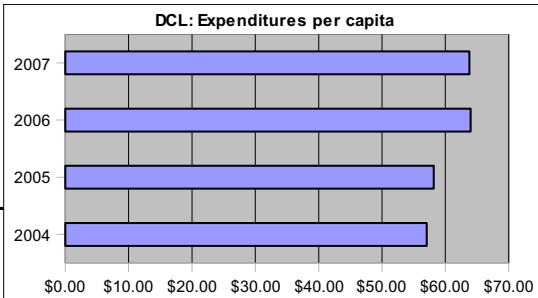
Staff per 1,000 served				
	2004	2005	2006	2007
Douglas	0.88	0.89	0.87	0.81
Arapahoe	0.95	1.05	1.11	
Monroe	0.89	0.91	1.4	
Naperville	1.02	1.28	1.27	

**Notes:** Staff per 1,000 served measures the level of staffing relative to county population. It is particularly useful when the population increases dramatically. We maintained staffing levels with population growth in 2006. In 2007 we saw lower staffing levels with the introduction of the materials handling system. The Colorado average is .83 in this category.



Total Expenditures per capita				
	2004	2005	2006	2007
Douglas	\$57.07	\$58.18	\$64.01	\$63.79
Arapahoe	\$76.91	\$81.08	84.33	
Monroe	\$49.23	\$51.18	78.61	
Naperville	\$69.10	\$84.44	87.25	

**Notes:** Knowing the extent to which libraries are supported by their local funding base is valuable information for governing boards. The average ratio for expenditures per capita nationally is \$31.33. Along with our comparison libraries here, DCL has one of the best ratios in this category in the United States. The average for Colorado libraries is \$43.61.

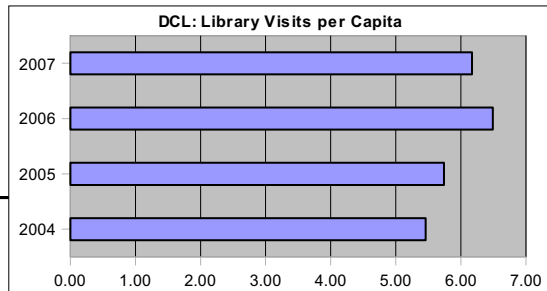


## Douglas County Libraries Board of Trustees 2007 Annual Report

Library Visits per Capita				
	2004	2005	2006	2007
Douglas	5.46	5.74	6.49	6.17

Arapahoe	10.51	10.29	9.98
Monroe	9.91	8.54	13.68
Naperville	8.63	10.89	12.15

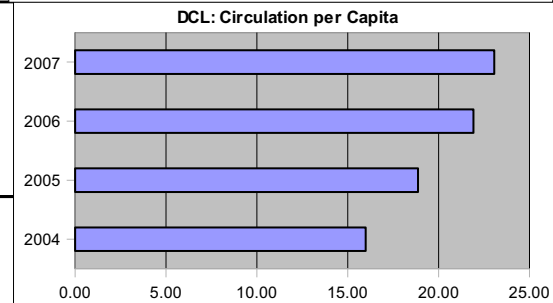
**Notes:** Indicates the average number of library visits per person served. It is a good measure of public awareness and use of the library. DCL visits are average for the U.S. and below average for Colorado (8.9).



Circulation per Capita				
	2004	2005	2006	2007
Douglas	15.99	18.87	21.92	23.06

Arapahoe	21.64	22.81	22.18
Monroe	16.24	17.14	28.15
Naperville	23.12	25.28	29.03

**Notes:** Shows the average number of loans made to each resident annually. Higher circ per capita can be a result of higher materials expenditures and volumes held per capita. DCL has healthy stats in all these categories showing above average for Colorado (9.63).



Program Attendance per Capita				
	2004	2005	2006	2007
Douglas	0.44	0.39	0.45	0.53

Arapahoe	0.59	0.6	0.57
Monroe	0.48	0.51	0.72
Naperville	0.4	0.45	0.46

**Notes:** Indicates the average number of times a Douglas County resident attends a DCL program. Higher numbers in 2007 were a direct result of branch staff efforts and attendance at Signature Events. Nationally, libraries with similar populations average .22 attendance per capita. Colorado averages .485

